

# Membrane Housing Specification Chart

WAVE - E - 8 - □ - □ - □

Membrane Housing Paint Color Options

WH	White
BL	Blue

Length Code  
See attachment 1 for options

Permeate Port Options:

J	Socket Union Adaptor, PVC, 1.32" O.D. Pipe
H	Socket Union Adaptor, PVC, 32mm O.D. Pipe
V	Mechanical Coupling 1"-PVC
S	Mechanical Coupling 1"-SS
F	Female Thread NPT 1"
G	Female Thread Rp 1"
M	Male Thread NPT 1 1/4"
N	Male Thread NPT 1 1/2"

Membrane Housing Diameter: 8"

Feed/Concentrate Port Type: End Port

Membrane Housing Max. Operating Pressure Options:

150	150PSI
300	300PSI
450	450PSI
600	600PSI
1000	1000PSI
1200	1200PSI

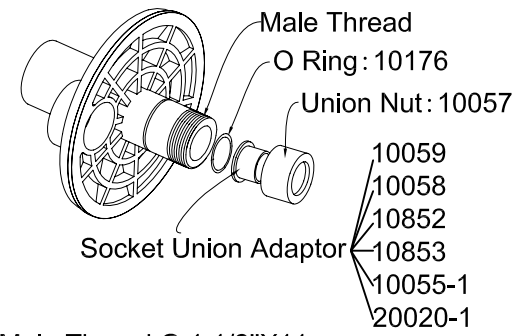
Brand Name

Standard Model: WAVE-250E-8-H-6-WH---8", 250PSI End Port, Dash 6,  
Permeate Port Thread: G 1 1/2" X11 Male Thread, White Paint

Attachment 1: Membrane Housing Length options

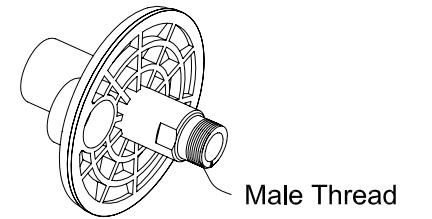
F(Dash)	1	1.5	2	3	4	5	6	7	7.5	8
Code	1	1.5	2	3	4	5	6	7	7.5	8

Permeate port thread type options:

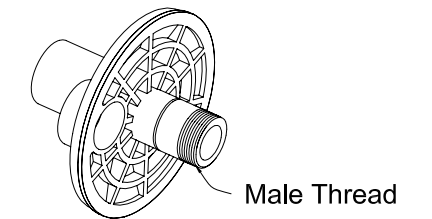


Male Thread G 1 1/2" X11

10059: Socket Union Adaptor, Code:H Fits a 32 mm O.D. Pipe; Material: PVC.
10058: Socket Union Adaptor, Code:J Fits a 1.32" O.D. Pipe; Material: PVC.
10852: Socket Union Adaptor, Code:F Female Thread NPT 1"; Material: PVC.
10853: Socket Union Adaptor, Code:G Female Thread Rp 1"; Material: PVC.
10055-1: Socket Union Adaptor, Code:V Mechanical Coupling 1"-PVC; Material: PVC.
20020-1: Socket Union Adaptor, Code:S Mechanical Coupling 1"-SS; Material: Stainless Steel.



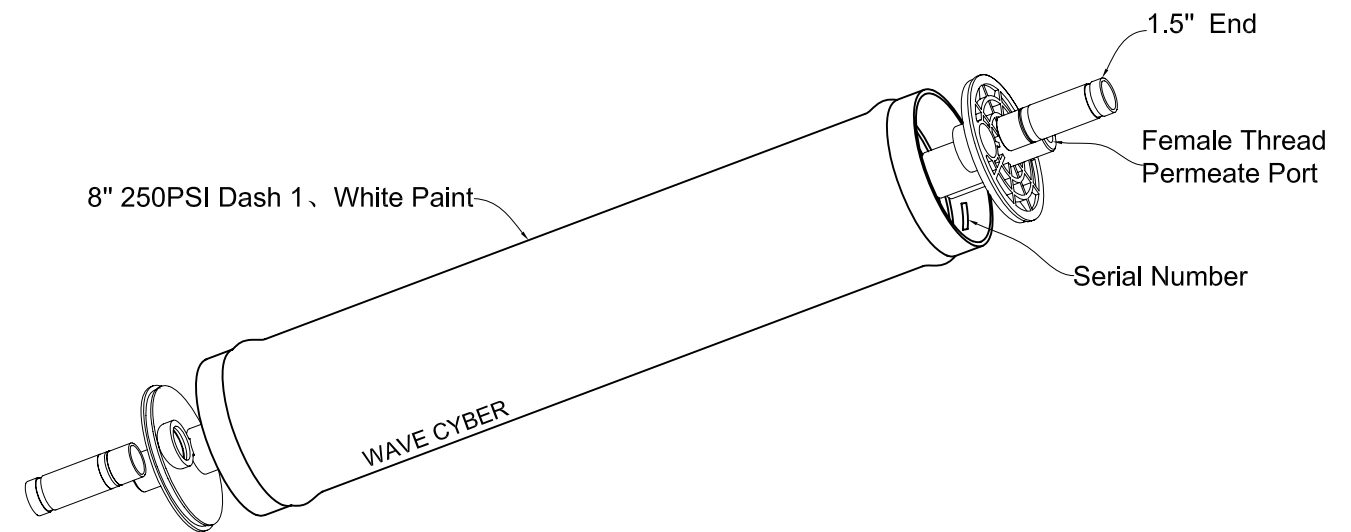
Male Thread NPT 1 1/4" Option: M



Male Thread NPT 1 1/2" Option: N

## EXAMPLE

Please understand this example before filling out the ordering page. For questions concerning the use of this chart, please call the factory.



Model: WAVE-250E-8-F-1-WH

Ordering:

Model: \_\_\_\_\_

Quantity: \_\_\_\_\_

Contact Person: \_\_\_\_\_

Contact: \_\_\_\_\_